




# Fraction Through Music



## Lesson 14. Adding Fractions With Musical Notes





# Fraction Music Game

The correct answer is:

Beat: 1, 2, 3.

**A.**



Fraction:  $\frac{1}{4} + \frac{1}{4} + \frac{1}{4} = \frac{3}{4}$

Beat: 1, 2, 3.

**B.**



Fraction:  $\frac{1}{4} + \frac{1}{4} + \frac{1}{4} + \frac{1}{4} = \frac{4}{4}$

Great Job!




# Fraction Music Game

(For this part you can work with one friend or a group of friends)  
You get to play 2 musical pieces. One is going to be the correct answer and that will be equal to 3 counts. Play the other two example shorter or longer between 1- 6 counts. Use only (♩) notes.

As the music is performed, ask your friend(s) to keep counting in their head along with each musical piece. Remind your friends that the musical piece (example) has to be equal to 3 counts.

Before you start to play, please tell your friend which musical piece you will play, for example: "Example A" and start your music with a count off: "Ready, Set, Go!"





Your name: \_\_\_\_\_

# Fraction Music Game

Lesson 14.

Create your own music!

Draw your music notes after the  $\frac{3}{4}$  Time Signature!

**A.**

Beat:

$\frac{3}{4}$

|

Fraction:

=

**B.**

Beat:

$\frac{3}{4}$

|

Fraction:

=

Great Job!





# Fraction Music Game

(Lesson 14. Student's Printout)

Name: \_\_\_\_\_

Which example is correct?

Write your answer above the line!

A.   $\frac{3}{4}$  \_\_\_\_\_

B.   $\frac{3}{4}$  \_\_\_\_\_



Fantastic!




## Hand Signs

## Piano Fingering Chart

## Music Notes



"Mi"



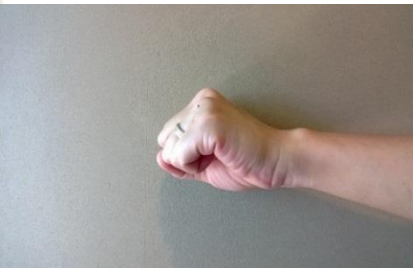
Note E (Mi)




"Re"



Note D (Re)



"Do"



Note C (Do)



©toonesam.org



Thank You!

